

The New Soft Money

...where we left off...



MoveOn.ORG™
Democracy in Action.

TEXANS *for* **TRUTH**



SWIFTVETS.COM

Think this is only a national story? Think again...

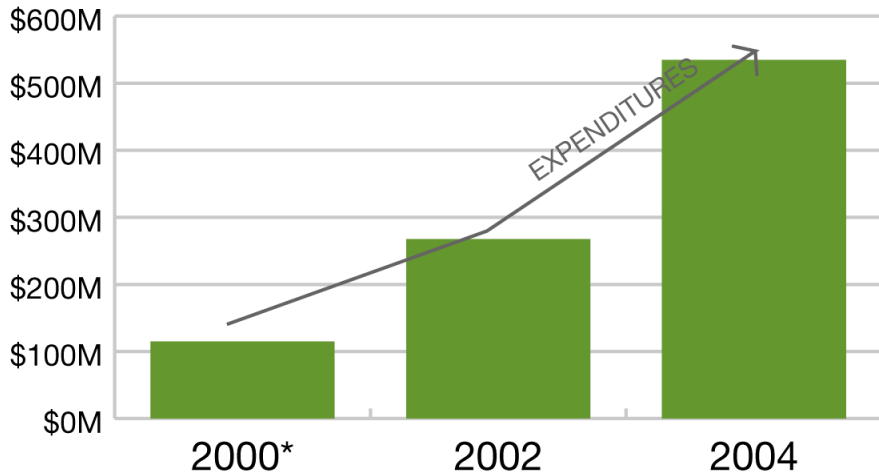
Form 8872 (7-2000)

Schedule A Itemized Contributions		Schedule A page 1 of 1
Name of organization KOMFAC State Victory Fund		Employer identification number 52-2200724
Contributor's name, mailing address and ZIP code Sears, Roebuck and Co. 3330 Beverly Rd. Hoffman Estates, IL 60179	Name of contributor's employer Sears, Roebuck and Co.	Amount of contributions reported for this period 25,000.00
	Contributor's occupation Vendor	
	Aggregate contributions year-to-date \$ 25,000.00	
Recipient's name, mailing address and ZIP code DeKalb County Republican Central Committee P.O. Box 1056 DeKalb, IL 60115	Name of recipient's employer DeKalb County Republican Central Committee	Amount of each expenditure reported for this period 300.00
	Recipient's occupation Local Party Committee	
Recipient's name, mailing address and ZIP code Citizens to Elect Joe Birkett 318 E. Jefferson St. Wheaton, IL 60187	Name of recipient's employer	Amount of each expenditure reported for this period 20,000.00
	Recipient's occupation	
Recipient's name, mailing address and ZIP code Richard Randall for Sheriff PO Box 334 Yorkville, IL 60560	Name of recipient's employer -IL-	Amount of each expenditure reported for this period 500.00
	Recipient's occupation Incumbent	

- Political Nonprofits are the new soft money machines.
- Sometimes formed as a 501c organization, and sometimes as a newer Section 527 groups.
- Major players in 2000, and even bigger in 2004.
- Why? They are the only national political entities that can still accept unlimited, unregulated money from contributors.

Through the Years

Total 527 money raised and spent in documented election cycles

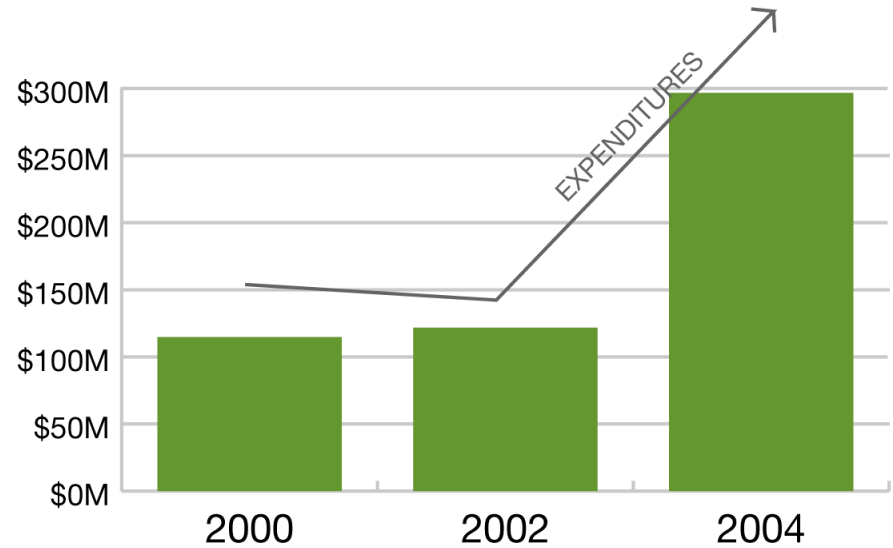


Cycle	Contributions	Expenditures
2004	\$534,630,964	\$550,694,334
2002	\$267,602,569	\$285,408,551
2000*	\$114,925,797	\$149,407,513

* Covers July-Dec.

To the Wire

527 money raised and spent in months before presidential elections



Period	Contributions	Expenditures
July-Nov. 2004	\$296,861,087	\$339,373,570
July-Dec. 2002	\$121,732,681	\$139,459,185
July-Dec. 2000	\$114,677,797	\$149,023,572

Top of the Heap

Top 15 money-raising 527s in 2004 election cycle

Committee	Contributions	Expenditures
Joint Victory Campaign 2004*	\$71,809,666	\$1,468,592
America Coming Together - Nonfederal Account	\$52,447,772	\$76,270,931
Progress For America Voter Fund	\$44,929,174	\$35,437,204
SEIU Political Education and Action Local Fund	\$40,995,542	\$43,681,298
Republican Governors Association	\$33,010,989	\$33,646,204
Democratic Governors' Association	\$23,509,791	\$23,637,018
AFSCME Special Account	\$22,135,127	\$22,112,744
Swift Boat Vets and POWs for Truth	\$17,068,390	\$22,424,420
MoveOn.org Voter Fund	\$12,517,365	\$21,205,288
New Democrat Network - Non-Federal	\$12,221,608	\$12,194,451
Citizens for a Strong Senate	\$10,848,730	\$10,143,121
Republican State Leadership Committee - RSLC	\$10,556,944	\$10,320,290
Media Fund	\$8,794,183	\$54,429,053
Sierra Club Voter Education Fund	\$8,727,127	\$6,147,176
EMILY'S LIST	\$7,684,046	\$7,983,328

*Joint Victory was a joint fundraiser for two affiliated 527s: America Coming Together and Media Fund. The transfers are excluded here to avoid double counting.

Source: Center for Public Integrity analysis of Internal Revenue Service reports

State Game

Top 15 state-oriented 527s raising money in 2004 election cycle

Committee	Contributions	Expenditures
SEIU Political Education and Action Local Fund	\$40,995,542	\$43,681,298
Republican Governors Association	\$33,010,989	\$33,646,204
Democratic Governors' Association	\$23,509,791	\$23,637,018
AFSCME Special Account	\$22,135,127	\$22,112,744
Citizens for a Strong Senate	\$10,848,730	\$10,143,121
Republican State Leadership Committee - RSLC	\$10,556,944	\$10,320,290
1199 SEIU NonFederal Committee	\$7,477,295	\$7,445,101
AFL-CIO COPE - Treasury Fund	\$6,336,464	\$6,332,448
Democratic Legislative Campaign Committee	\$5,779,917	\$6,720,814
Hotel/Restaurant Employees International Union TIP Education Fund	\$3,831,057	\$3,901,434
And For The Sake Of The Kids	\$3,623,500	\$3,544,065
Laborers' Political League - Education Fund	\$3,294,41	\$3,274,785
National Association of Realtors 527 Fund	\$3,215,263	\$3,149,895
The November Fund	\$3,150,054	\$3,075,978
21st Century Democrats	\$2,542,116	\$1,255,839

Powerful People

Top 15 individual donors to 527s in 2004 election cycle

Donor	City, State	All 527s	Percent Presidential
 Soros, George and Susan W.	New York, NY	\$23,700,000	99
 Lewis, Peter B.	Cleveland, OH	\$23,347,220	100
 Bing, Stephen L.	Los Angeles, CA	\$13,700,465	100
 Sandler, Herb & Marion	Oakland, CA	\$13,008,459	34
 Perry, Bob J. & Doyle	Houston, TX	\$9,640,000	100
 Pickens, T. Boone	Dallas, TX	\$5,122,000	100
 Arnall, Roland E. & Dawn	Beverly Hills, CA	\$5,000,000	100
 Spanos, Alexander G.	Stockton, CA	\$5,000,000	100
 Waitt, Ted	San Diego, CA	\$5,000,000	100
 Perenchio, A. Jerrold	Los Angeles, CA	\$4,000,000	100
 Rappaport, Andrew S. & Deb	Woodside, CA	\$3,993,400	84
 Simmons, Harold	Dallas, TX	\$3,700,000	100
 Messinger, Alida R.	New York, NY	\$3,575,200	99
 Pritzker, Linda	Houston, TX	\$3,565,000	99
 Levy-Hinte, Jeffrey & Jeanne	New York, NY	\$3,459,000	99

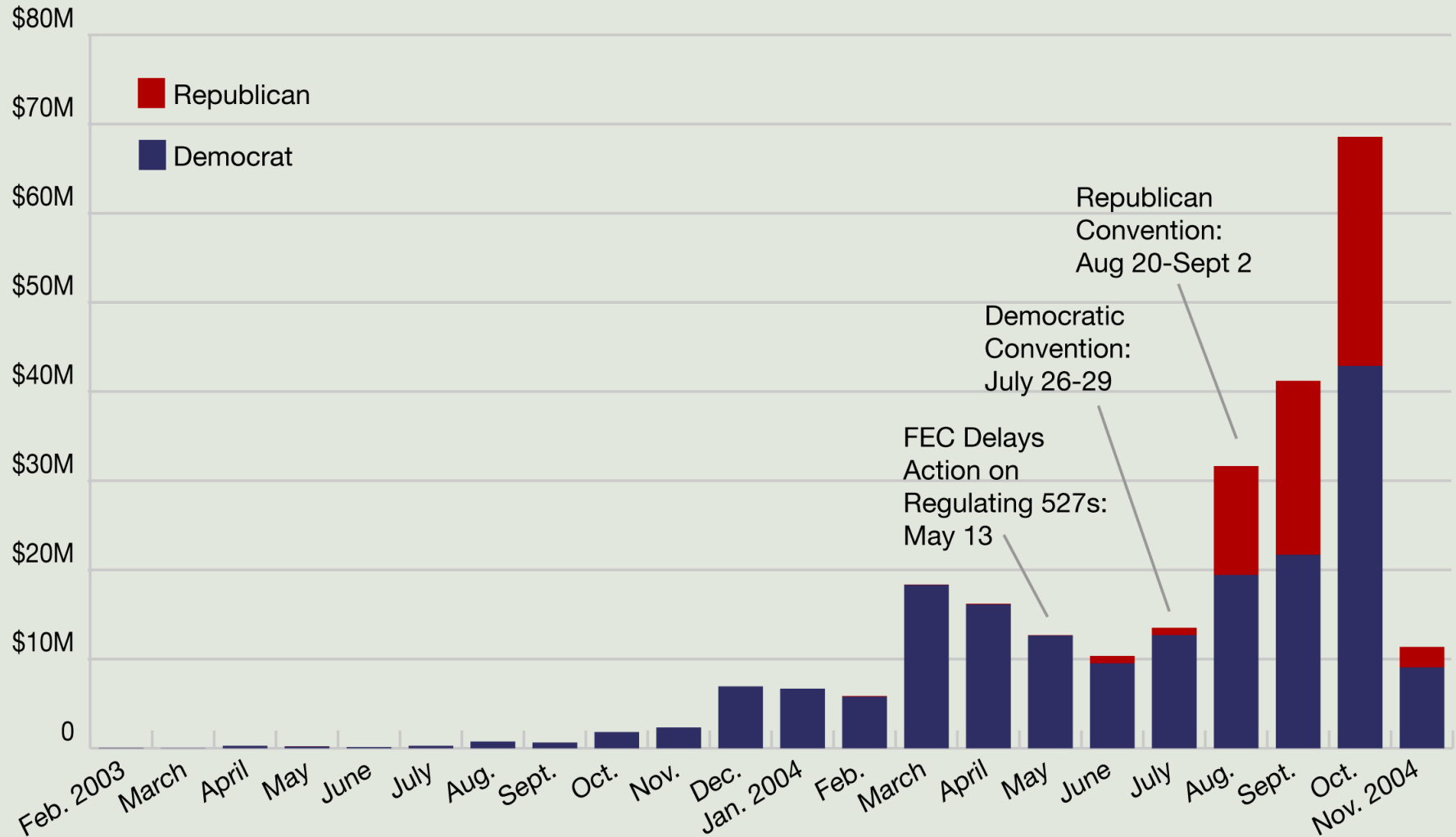
 Democrat  Republican

Soft Money

- In 2003, at more than a half dozen 527s cropped up that are strictly focused on the presidential race.
- Almost all are affiliated with the Democrats: Ties with organized labor, former Clinton officials or former party officials.
- Some you might have heard of: America Coming Together, MoveOn.org, Media Fund, Voices For Working Families, Swift Boat Veterans for Truth.
- GOP came on strong.

Spending Calendar

Time line of spending by presidential-oriented 527s in 2004 election cycle



Source: Center for Public Integrity analysis of Internal Revenue Service reports

Soft Money

- 527s file two documents: The 8871 and 8872. Both can be found on the IRS website.
- They also are required to file with the FEC if they do “electioneering” communications. The [FEC website](#) is the place to find those filings.
- In some cases they are required to file with state elections officials. But often those filings are incomplete because they only cover regulated activity in that state.
- The IRS offers downloadable data. BUT it is also incomplete. The Center has the most complete database available.